

6

5

4

3

2

1

D

D

C

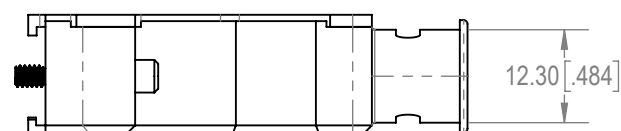
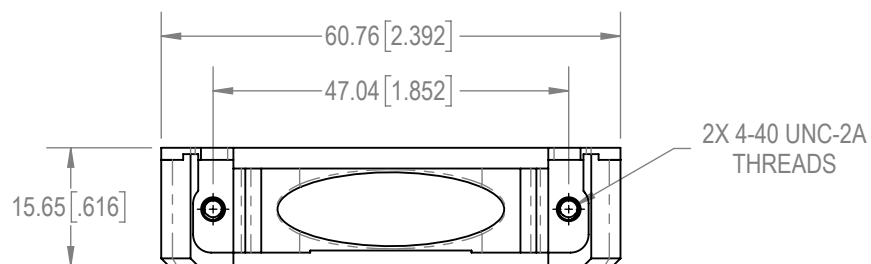
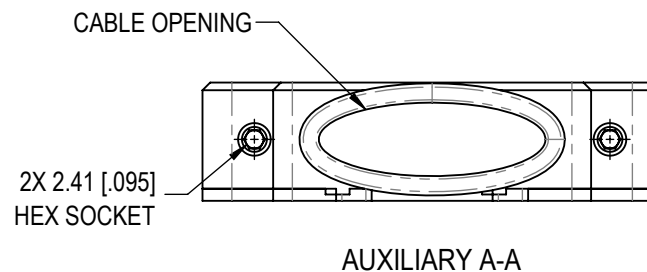
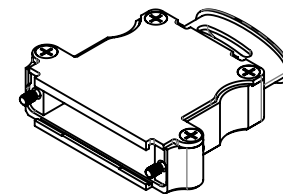
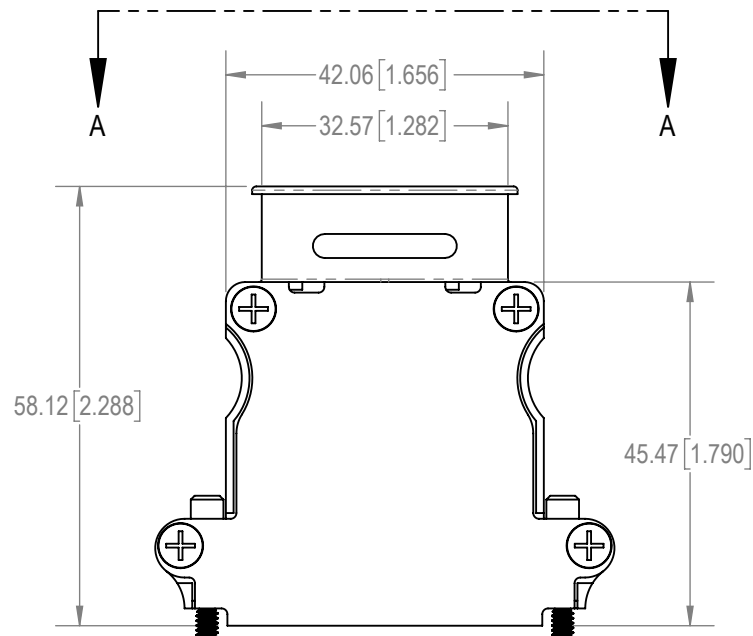
C

B



B

A

A

**NOTES:**

- MATERIAL AND FINISHES:  
HOOD AND HOOD COVER: ALUMINUM, ELECTROLESS NICKEL PLATE.  
JACKSCREWS: STEEL, NICKEL PLATE.  
COVER SCREWS: STEEL, NICKEL PLATE.
- DETAILED PRODUCT, MECHANICAL AND ELECTRICAL INFORMATION IS AVAILABLE IN THE LATEST D-SUB ACCESSORIES PRODUCT PUBLICATION AT [CONNECTPOSITRONIC.COM](http://CONNECTPOSITRONIC.COM).
- HOODS ARE COMPLIANT TO THE CURRENT RoHS DIRECTIVE.

BY SS	CHK AB	3RD ANGLE 	<p>POSITRONIC BELIEVES THE DATA ON THE DRAWING TO BE RELIABLE. THE USER EMPLOYS SUCH INFORMATION AT HIS OWN DISCRETION AND RISK.</p> <p>POSITRONIC ASSUMES NO RESPONSIBILITY FOR RESULTS OBTAINED OR DAMAGES INCURRED FROM USE OF SUCH INFORMATION IN WHOLE OR IN PART.</p>	 <b>Positronic®</b> CONNECTPOSITRONIC.COM
APR SS	RELEASED DATE: 2023-08-30	SCALE NTS		
TOLERANCES  ±0.03mm [.001 INCHES]FOR MALE CONTACT MATING DIAMETERS ±0.08mm [.003 INCHES]FOR CONTACT TERMINATION DIAMETERS ±0.13mm [.005 INCHES]FOR ALL OTHER DIAMETERS ±0.38mm [.015 INCHES]FOR ALL OTHER DIMENSIONS ±5° FOR ALL ANGLES DIMENSIONS ARE IN MILLIMETERS [INCHES]		PART NUMBER D25000APNE0/AA	SERIES D	
TITLE D25000APNE0/AA		CREATED ON: 2023-08-26	SHEET SHEET 1 OF 1	REV B

6

5

4

3

2

1